

CYLINDRICAL

FUSE LINKS & FUSE HOLDERS/BASES



gG CYLINDRICAL fuse links

CYL 10x38



8x32



10x38




14x51



22x58

**PROTECTING
THE WORLD**



RATED VOLTAGE
500V AC
400V AC

RATED CURRENT
0,5A...32A

BREAKING CAPACITY
120kA

STANDARDS
IEC/EN 60269-1
IEC/EN 60269-2



Industrial cylindrical fuse links

Cylindrical industrial gG class fuse links for use as general protection against overloads and short circuits, intended as protection for cables, power lines and equipment.

The range comprises the following fuse links:

→ Size 10x38 500V/400V 0,5A to 32A

Available in standard version and with visual fusing indicator.

Manufactured with ceramic body with high withstand to internal pressure and thermal shock, that allow a high breaking capacity. Special design in the melting elements that avoid aging and maintain the characteristics along the time. Contacts made in silver plated copper.



Range

Un	BREAKING CAPACITY	In (A)	REFERENCE		PACKING Uni /BOX
			WITHOUT INDICATOR	WITH INDICATOR	
500V	120kA	0,5	420000	-	10/100
		1	420001	-	10/100
		2	420002	420102	10/100
		4	420004	420104	10/100
		6	420006	420106	10/100
		8	420008	420108	10/100
		10	420010	420110	10/100
		12	420012	420112	10/100
		16	420016	420116	10/100
		20	420020	420120	10/100
		25	420025	420125	10/100
		32	420032	420132	10/100
		400V	120kA	32	420032



Technical data

Rated voltage	500V +10% 400V +10%
Rated current	0,5A...32A
Rated breaking capacity	120kA
Operating class	gG
Rated frequency	42...62Hz
Storage temperature	-40°C ... 90°C
Operating temperature *	-40°C ... 80°C

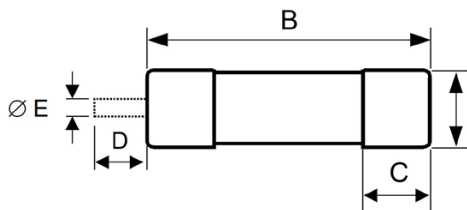
* For ambient temperatures higher than 25°C it is necessary to apply a derating in maximum current.

Standards

IEC/EN 60269-1
IEC/EN 60269-2
RoHS Compliant



Dimensions

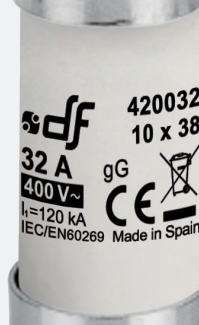


A	B	C
10,3	38	8,5

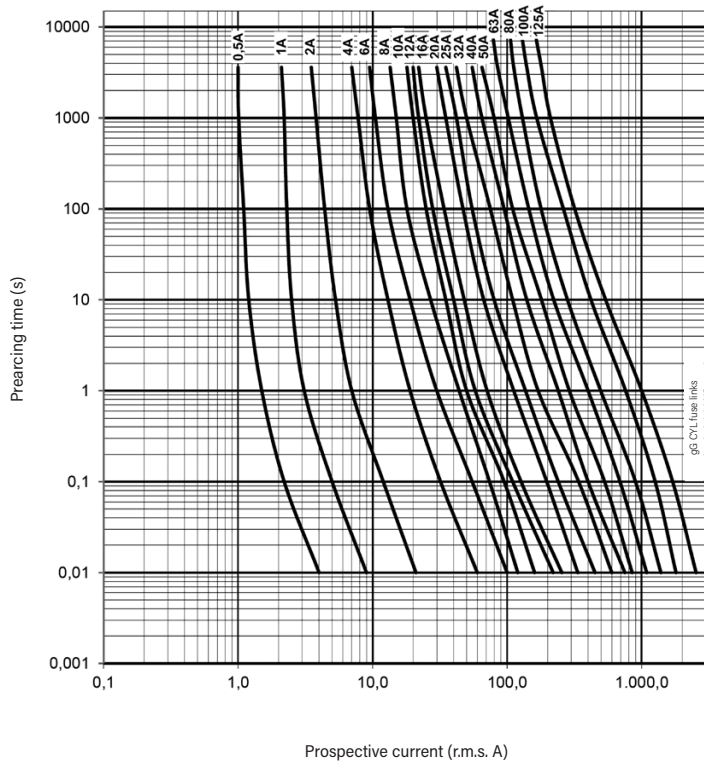
Weight 8gr

Power dissipation I^2t Values

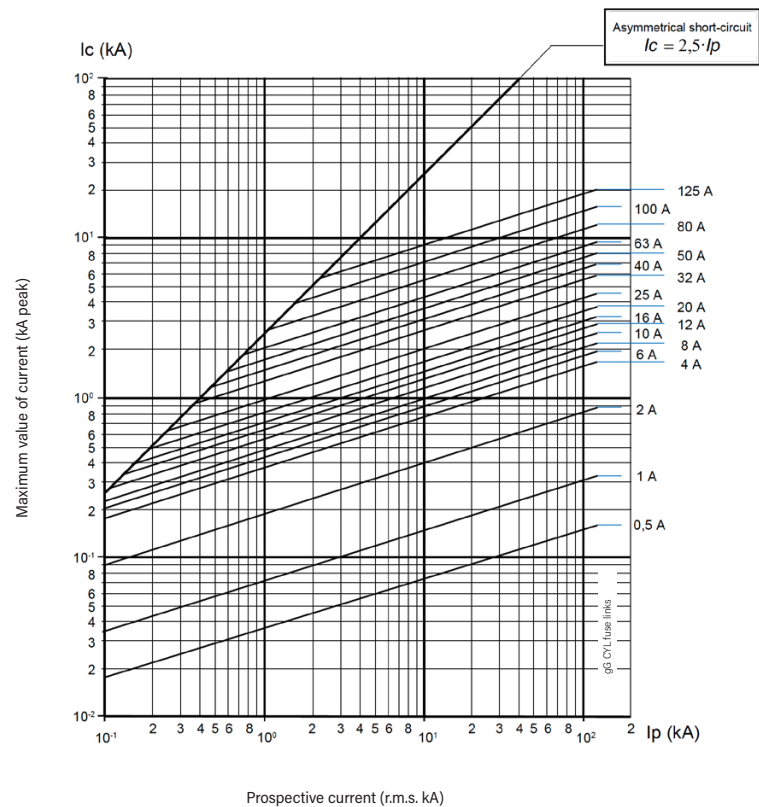
I_n	POWER DISSIPATION	PREARcing I^2t	I^2t 500V	I^2t 400V
(A)	(W)	(A ² S)	(A ² S)	(A ² S)
0,5	1,43	4,0	10,4	8,6
1	2,77	6,5	15,7	13,2
2	0,60	7,0	17,6	14,6
4	0,70	45	108	90
6	0,80	70	166	140
8	0,85	80	188	158
10	1,00	120	297	248
12	1,30	180	431	362
16	1,90	270	636	536
20	2,00	500	1162	981
25	2,50	800	2034	1688
32	2,90	1200	2871	2412



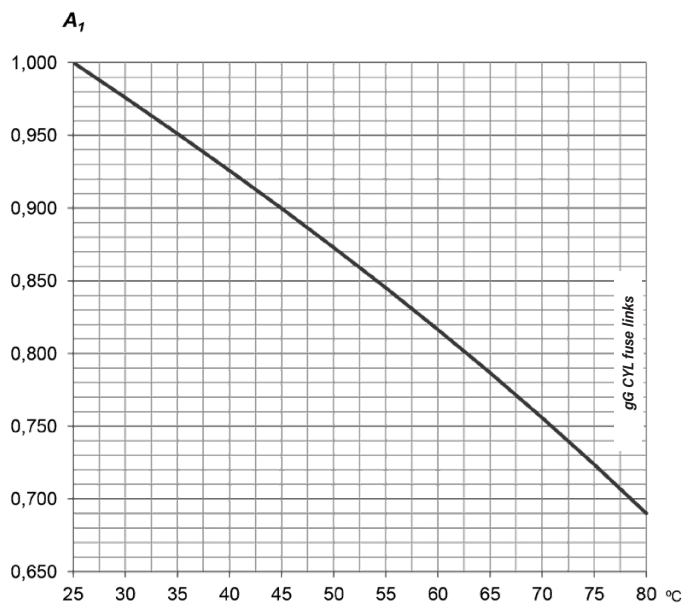
t-I characteristics




Cut-off characteristics



Ambient temperature derating factor



t_a (°C)	A_1
25	1,00
30	0,98
35	0,95
40	0,93
45	0,90
50	0,87
55	0,84
60	0,82
65	0,79
70	0,76
75	0,72
80	0,69



PROTECTING THE WORLD

HEAD OFFICE AND FACTORY

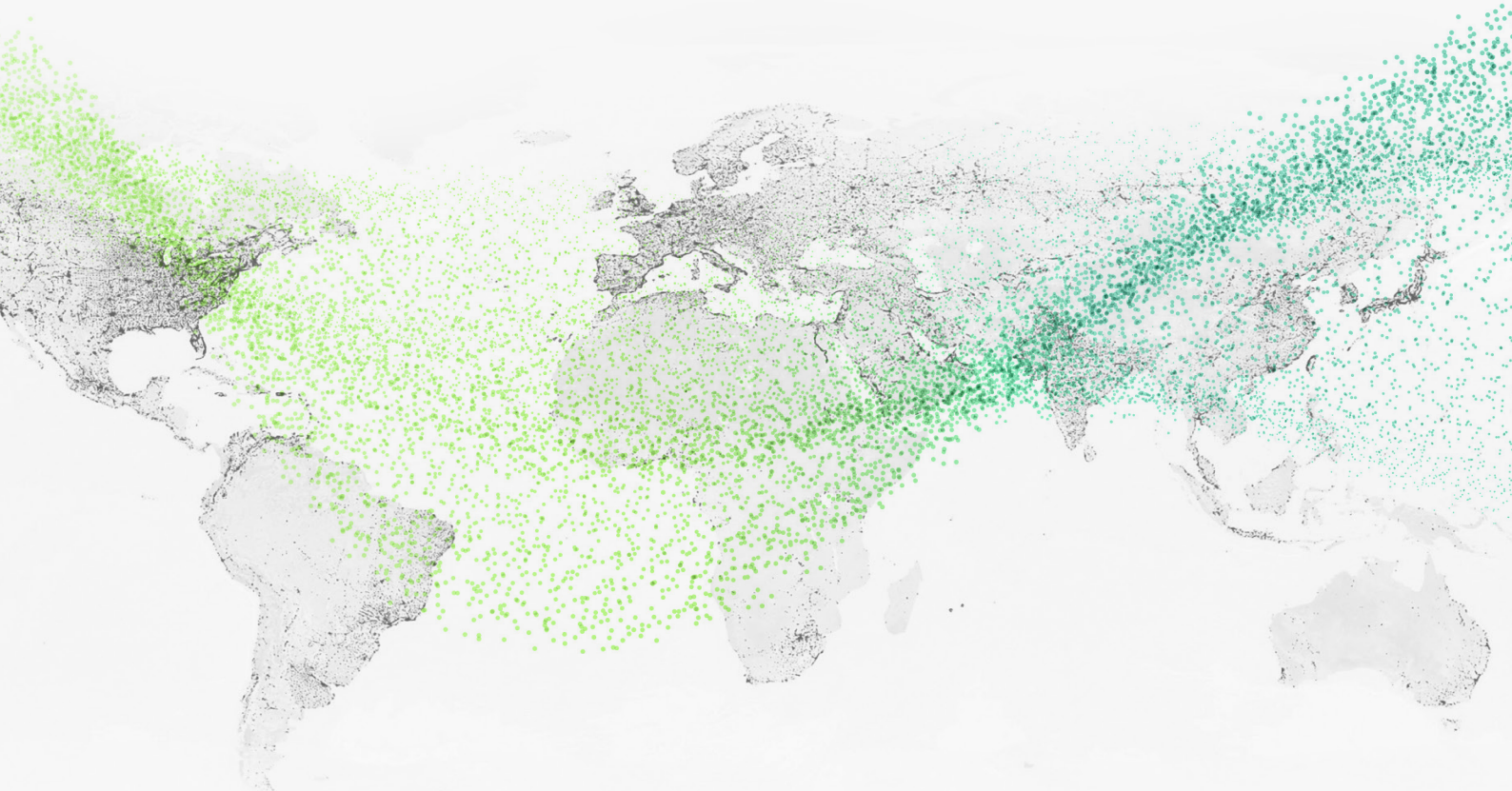
SILICI, 67-69
08940 CORNELLA DE LLOBREGAT
BARCELONA · SPAIN
Tel. +34 93 377 85 85
Fax +34 93 377 82 82

INTERNATIONAL SALES

Tel. +34 93 475 08 64
Fax +34 93 480 07 75
export@dfelectric.es

NATIONAL SALES

Tel. 93 475 08 64
Fax 93 480 07 76
comercial@dfelectric.es



dfelectric.es



According to the waste of electrical and electronic equipment directive, electrical material should not be part of the usual waste. This symbol alerts users that these products should be recycled according to local environmental waste disposal regulations.



The "electro technical expert" logo marked on the products included in this data sheet indicates that the installation of these products must be carried out by expert personnel with specialized knowledge.



To prevent electrical hazards, carry out the installation without voltage.



Safety notice
Please capture the following QR code and read our safety notice carefully before installing our products.



The data reflected in this technical record are subject to the correct installation of the product in accordance with manufacturer's instructions, relevant installation standards and professional practices, maintained and used in applications for which they were made.

The products described in this document have been designed, developed and tested in accordance with specific standard. They are considered components that are integrated as part of installation, machine or equipment. The correct general operation of the referred product is responsibility of the manufacturer of the installation, machine or equipment.

DF ELECTRIC cannot guarantee the characteristics of an installation, machine or equipment that has been designed by a third party. Once a product has been selected, the user must verify that it is appropriate for its application, through the verifications and/or tests that it deems appropriate.

DF ELECTRIC retains the right to change the dimensions, specifications, materials or design of its products at any time with or without notice.

©2026 DF Electric. All rights reserved